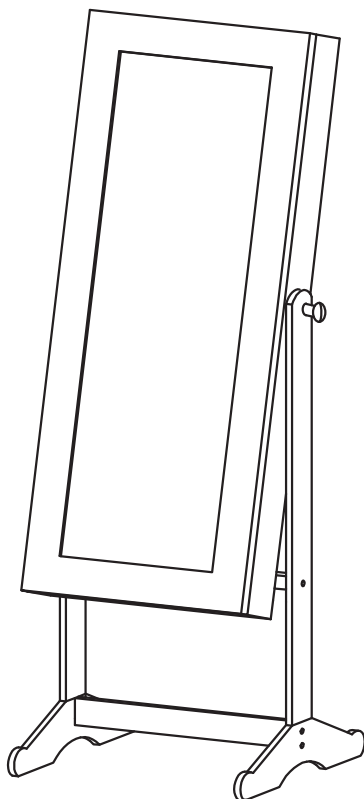


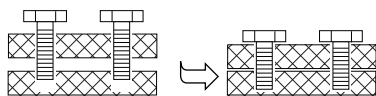
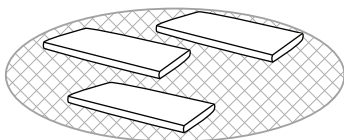

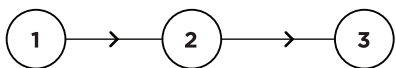
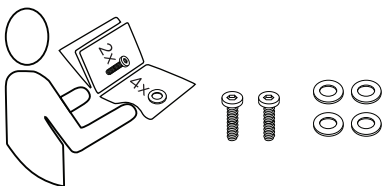
Sophia Floor Mirror LED Jewelry Cabinet

Assembly Instructions

STK #1025, #1026



Assembly Tips



Count

all pieces and hardware before assembling.

Review

the instructions from beginning to end before getting started.

Make Space

Keep plenty of clear space and use a clean rug or drop cloth if needed.

Double Check

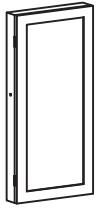








that all pieces are in place before tightening screws. This ensures quick assembly.

Sophia Floor Mirror LED Jewelry Cabinet

Assembly Instructions

STK #1025, #1026

LIST

Ax1 	Bx2 	Cx1 	Dx1 	Ex2 
Fx8 	Gx4 	Hx2 	Ix1 	

ASSEMBLY INSTRUCTIONS

