

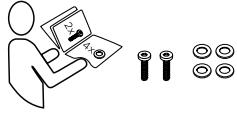
# Soleil Umbrella Base

## Assembly Instructions

STK # 1345

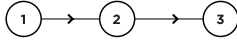
### Assembly Tips

\* Two adults required to assemble the product



#### Count

all pieces and hardware before assembling.



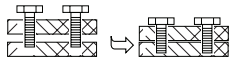
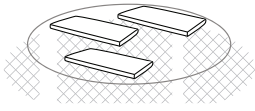
#### Review

the instructions from beginning to end before getting started.












#### Make Space

Keep plenty of clear space and use a clean rug or drop cloth if needed.



#### Double Check

that all pieces are in place before tightening screws. This ensures quick assembly.

A		x 1		
B		x 1	F	 x 1
C		x 1	G	 x 1
D		x 1	H	 x 1
E		x 1	I	 x 1

