

Blaze Crème Brûlée Torch

Operating Instructions

STK # 75122

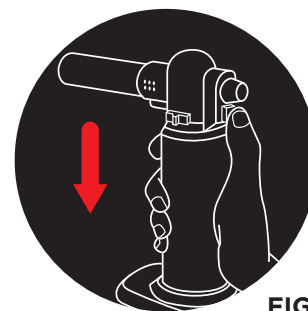
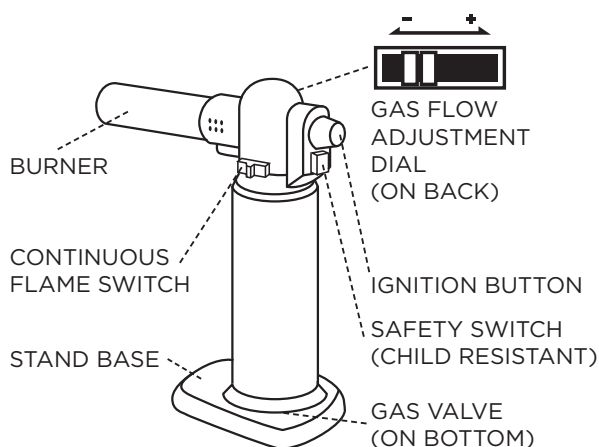


FIG. 1

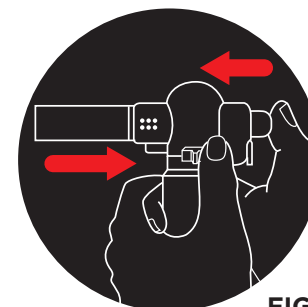


FIG. 2

DIMENSIONS	13cm x 6.5cm x 17.5cm
TEMPERATURE	1300 °C / 2450 °F
VOLUME	BUTANE 42 ml
BURN TIME	60 MINUTES

USING THE TORCH

1. Centre the Gas Flow Adjustment Dial between the (-) and (+) signs.
2. Use your thumb to pull down the Safety Switch (see Fig. 1).
3. To light the torch:
 - Hold the torch in your hand and, using your thumb, press and hold down the Ignition Button. (It may take two or three tries before the torch ignites. Each attempt will require pulling the Safety Switch, then pressing the Ignition Button again).
 - For a constant flame: Before releasing the Ignition Button, move the continuous flame button to the right (see Fig. 2).
 - To adjust the flame intensity, use the Gas Flow Adjustment Dial.
4. To turn the torch off, move the Continuous Flame Button to the left. This will cut off the gas supply and extinguish the flame.

FILLING THE GAS CANISTER

The Blaze Crème Brûlée Torch uses standard butane fuel. Fill the torch in a well ventilated area and away from open flames.

- Turn torch off and make sure the flame is out.
- Let the torch cool for 5 minutes before filling.
- Hold the torch upside down and remove the stand base.
- Insert the butane can's nozzle into the Gas Valve.
- Press nozzle into the valve. Remove the can once the gas begins to seep out around the edge of the nozzle.

WARNING - KEEP OUT OF REACH OF CHILDREN EXTREMELY FLAMMABLE CONTENTS UNDER PRESSURE

Do not work in enclosed spaces nor near a spark or open flame, maintain good ventilation and wear eye protection equipment. Do not puncture or incinerate. Assembly and adjustment made in the factory should not be modified. It can be dangerous to try to dismantle the torch. Do not drop the torch as the unit might get damaged and the ceramic may break. Do not try to repair the torch. Do not store at temperatures above 40 °C/105 °F or expose to prolonged sunlight. Follow refilling procedure to avoid accidents. Ignite away from face and clothing. Please note that butane flames may be barely visible in certain lighting conditions. Allow the torch to cool down before storing. Ensure flame is extinguished after each use.