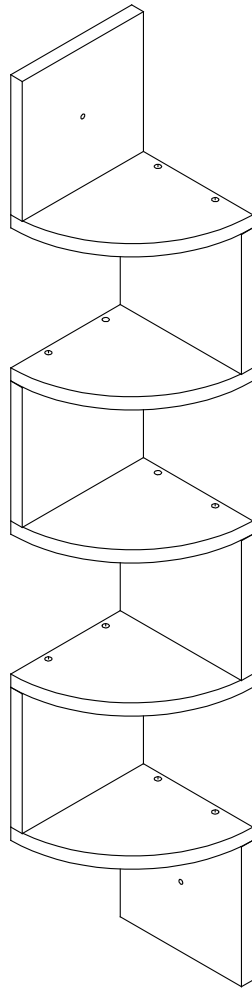


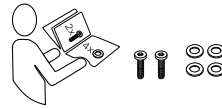
KSP Nook Corner Wall Shelf

Assembly Instructions

STK #87968

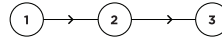


Assembly Tips



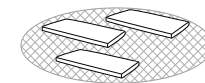
Count

all pieces and hardware before assembling.



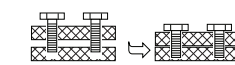
Review

the instructions from beginning to end before getting started.



Make Space

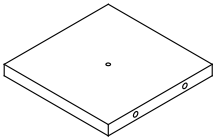
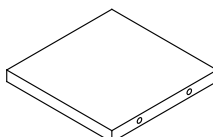
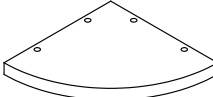
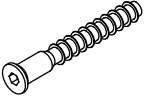
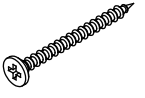
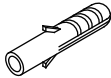

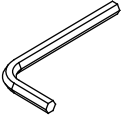
Keep plenty of clear space and use a clean rug or drop cloth if needed.



Double Check

that all pieces are in place before tightening screws. This ensures quick assembly.

PARTS

A		x 2	B		x 4	C		x 5						
a		x 20	b		x 2	c		x 2	d		x 22	e		x 1

ASSEMBLY

