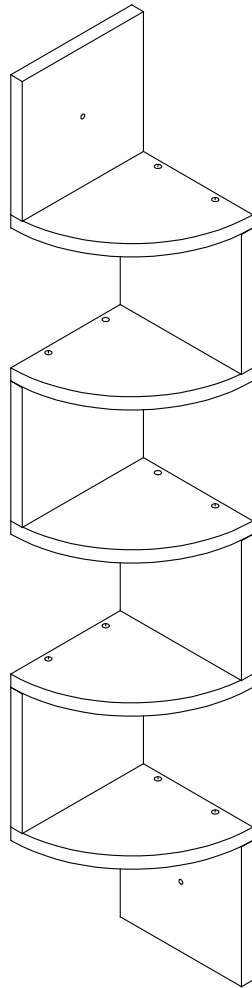


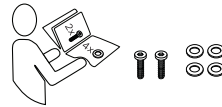
# KSP Nook Corner Wall Shelf

## Assembly Instructions

STK #87968 / #2958 / #2959

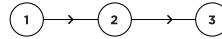


### Assembly Tips



#### Count

all pieces and hardware before assembling.



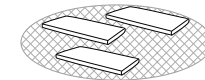
#### Review

the instructions from beginning to end before getting started.



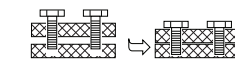
#### Make Space

Keep plenty of clear space and use a clean rug or drop cloth if needed.

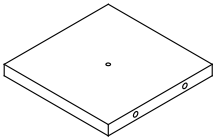
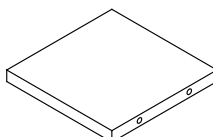
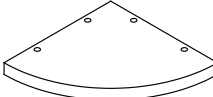
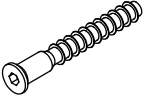
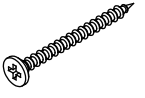
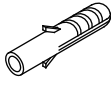

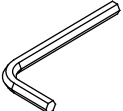


#### Double Check

that all pieces are in place before tightening screws. This ensures quick assembly.



### PARTS

<b>A</b>		x 2	<b>B</b>		x 4	<b>C</b>		x 5						
<b>a</b>		x 20	<b>b</b>		x 2	<b>c</b>		x 2	<b>d</b>		x 22	<b>e</b>		x 1

ASSEMBLY

