

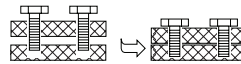
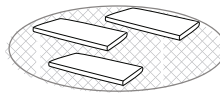
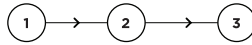
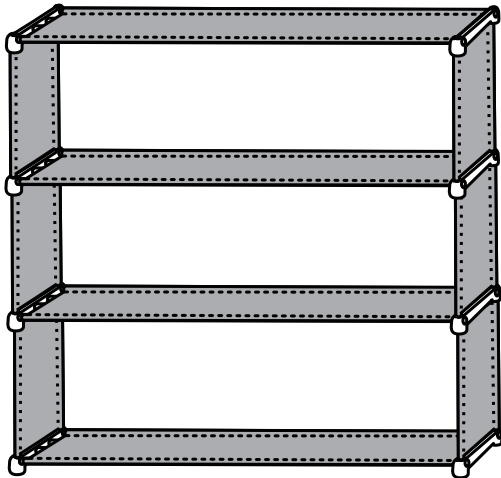
# 4 Level Fabric Shoe Rack

## Assembly Instructions

STK #94907

### Assembly Tips

\*Two adults required to assemble the product



#### Count

all pieces and hardware before assembling.

#### Review






the instructions from beginning to end before getting started.

#### Make Space

Keep plenty of clear space and use a clean rug or drop cloth if needed.

#### Double Check

that all pieces are in place before tightening screws. This ensures quick assembly.

HA		X 8	A		X 16
B		X 12	C		X 4
			D		X 6

**1**

**2**

**3**

**4**

**5**

**6**