

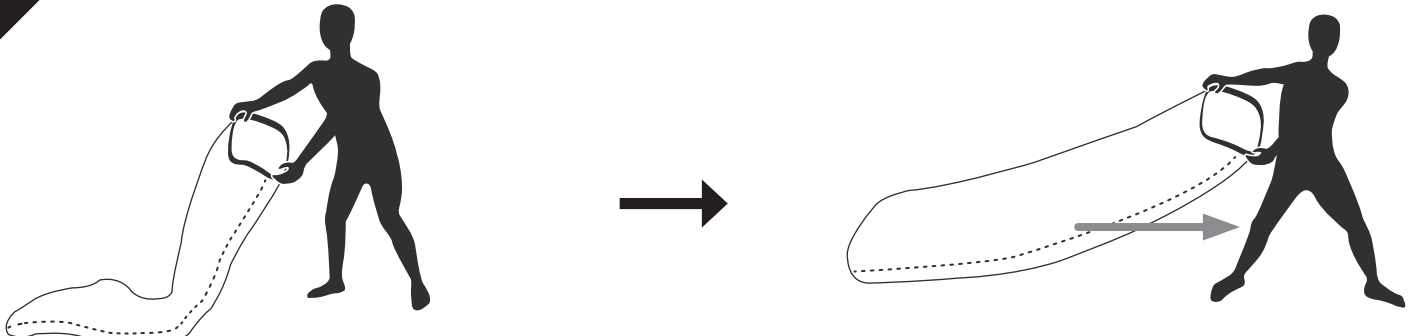
# Air-O Inflatable Lounger

## USER'S MANUAL

STK # 95777 / # 95778 / # 95779 / # 95780

Inflating your Air-O Inflatable Lounger is quick and easy! Just follow the instructions below to create a comfortable seat wherever you go!

1



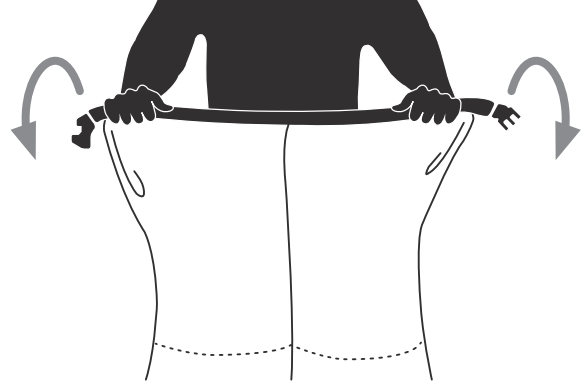
Ensure your uninflated Air-O Inflatable Lounger isn't twisted or upside down. Hold open the large opening with two hands and drag the Air-O Inflatable Lounger through the air, filling the bag with air. The easiest way to filling the chair is to jog a few feet through an open area but you can fill it in a stationary position by twisting it through the air in front of you or holding the opening towards the wind on a breezy day.

2



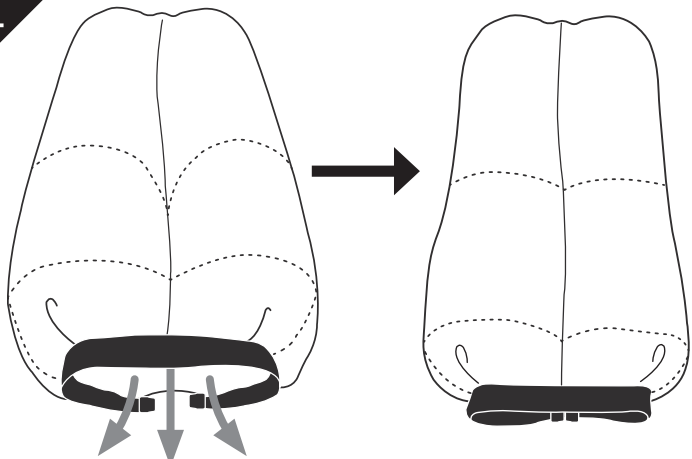
Once filled with air, close the opening without letting air escape (don't worry if your Air-O Inflatable Lounger doesn't feel quite full enough at this point).

3



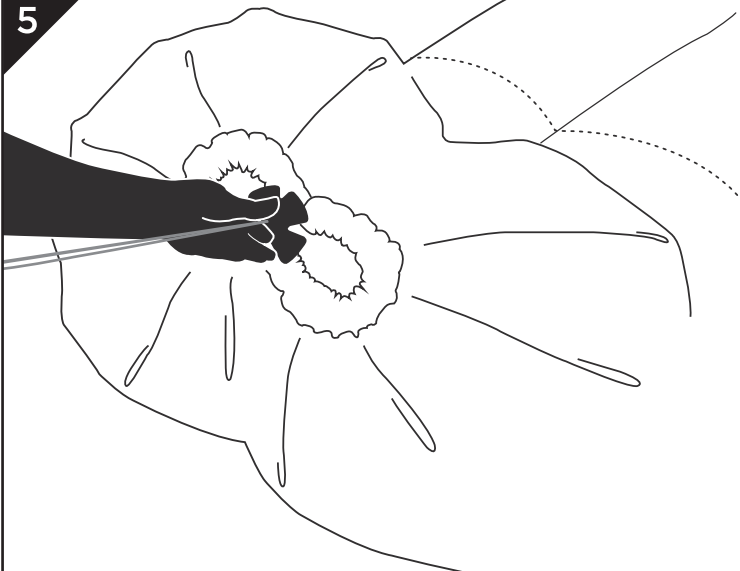
Roll the bar until it can't be rolled any further. This will push the air further into the bag and help create a firm, comfortable seat.

4



If at this point your Air-O Inflatable Lounger feels too full, just unroll the bar and allow some air to escape and repeat STEP 3. If your Air-O Inflatable Lounger feels too soft unroll the bar and repeat from STEP 1 (it might take a couple test runs to get the feel for how much air is needed to create your desired chair firmness). Once your Air-O Inflatable Lounger feels firm enough flex the roll-bar and snap the buckles on the end together, this will trap the air in the chair.

5



To adjust the backrest angle loosen or tighten the cords opposite the opening. Relax and enjoy the day!

## WASHING INSTRUCTIONS

To clean, wipe surface with a damp cloth or machine wash with cool water on a gentle setting if necessary. Hang to dry.

## TROUBLESHOOTING

**Q:** My Air-O Inflatable Lounger seems to be filling unevenly, what do I do?

**A:** First, try filling a little more air into the chair to see if that evens out the chambers. If that doesn't solve the issue then loosen the backrest cords as much as possible before filling, this should open the interior shell all the way and allow the Air-O Inflatable Lounger to fill as much as possible.

## CAUTION

Do not leave children unattended with an unfilled Air-O Inflatable Lounger. Do not allow children to crawl inside and uninflated Air-O Inflatable Lounger.

To maintain colour vibrancy, do not keep in direct sunlight for extended periods of time.

Max Weight : 220kg (485 lbs)