

ASSEMBLY INSTRUCTIONS








STK 84770

STK 84771

STK 84772

**IMPORTANT:**

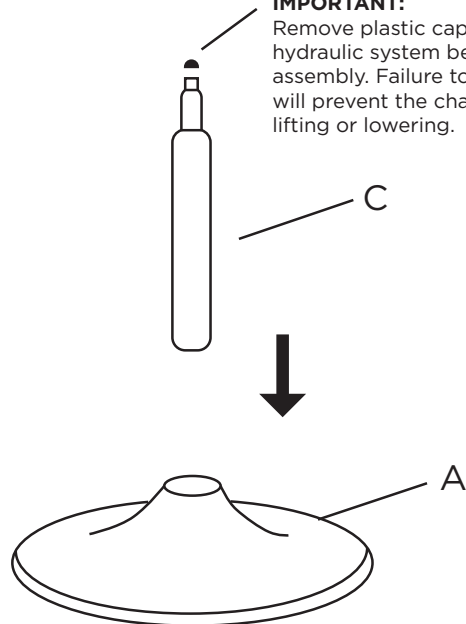
Remove plastic cap on hydraulic system before assembly. Failure to do so will prevent the chair from lifting or lowering.

A	B	C	D	E	F	G
						
1 PC	2 PCS	1 PC	4 PCS	1 PC	1 PC	1 PC

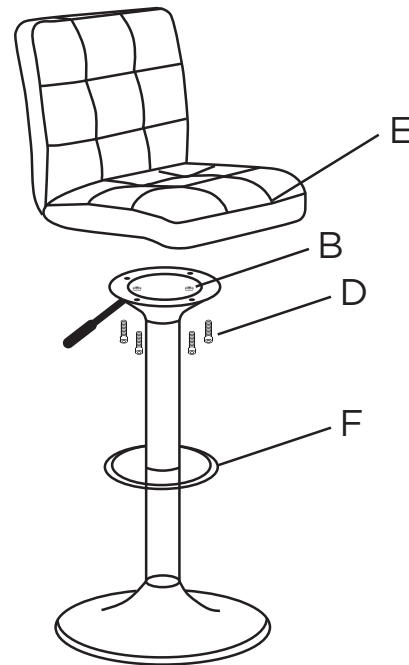
STEP 1

**IMPORTANT:**

Remove plastic cap on hydraulic system before assembly. Failure to do so will prevent the chair from lifting or lowering.



STEP 2



STEP 3

