

BATH STUFF

PERSONAL DIGITAL BATHROOM SCALE

USER'S MANUAL

Thank you for choosing our Bath Stuff Personal Digital Bathroom Scale. To ensure proper operation and to maintain the lifespan and the accuracy of the scale, please read this manual carefully before use.

KEY FEATURES

- Tempered-glass platform
- Min 6kg - Max 150kg
- Graduation: d= 100g
- Auto on, auto zero & auto off
- Low battery and over load indicator
- Easily switch from kg / lb /st
- Requires 1x 3V lithium cell battery (included)

STK 92077

** Please note that diagrams may vary based on different models*

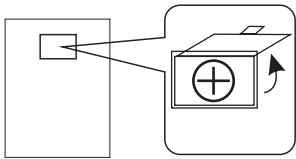


- 1 -

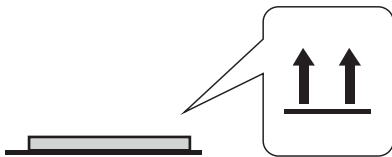
- 2 -

OPERATION

- Take the insulating strip out before using.



- Place scale on hard, level surface (ex. floor).




- Step on the scales gently, position your feet evenly near the center and keep your body still and erect until the scales stabilize your weight. The LED display will turn on after approximately 6 seconds.
- The scales will automatically turn off when inactive.

- 3 -

CAUTION

- When 'Lo' appears on the screen please change the battery.



- If 'Err' appears on the screen this indicates an overload. Remove all items from the scale and allow it to reset before trying again.



- 4 -

ATTENTION

1. Place scale on hard, level surface and ensure it is steady before using.
2. Please remove shoes before taking measurement to avoid scraping or scratching the glass platform.
3. The glass platform is slippery when wet. Ensure the surface and your feet are completely dry before using.
4. The KSP Personal Digital Bathroom Scale is a precision measuring device. Do not drop, jump or stomp on the scale.
5. Clean with a soft damp cloth and keep away from water, corrosive liquid, heat and extreme coldness.
6. The KSP Personal Digital Bathroom Scale is intended for home use only and is not designed for the constant use of a professional service.
7. If the KSP Personal Digital Bathroom Scale malfunctions please check the battery and change if necessary.

- 5 -