

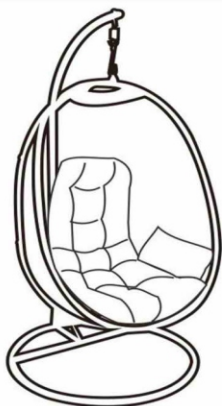
# Bali Steel Hanging Chair











## Assembly Instructions

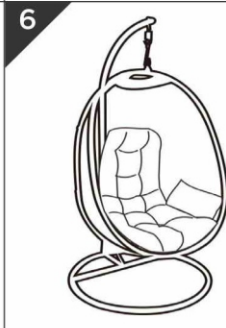
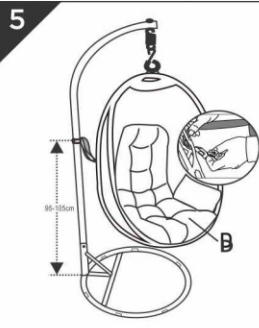
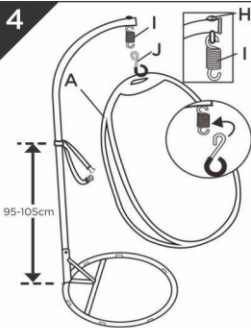
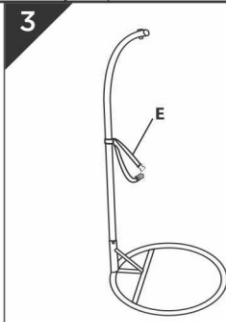
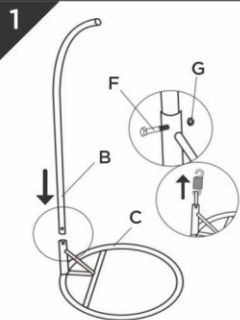
STK # 95623, 98560



PLEASE NOTE: SMALL PARTS MAY HAVE BEEN STORED INSIDE THE METAL BASE FOR SHIPMENT. CHECK FOR ALL PIECES BEFORE ASSEMBLING.



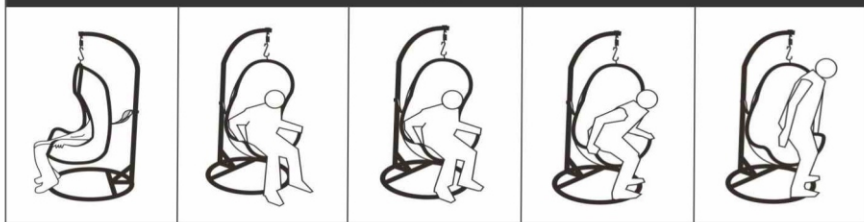
A		x1	F		x1
B		x1	G		x1
C		x1	H		x1
D		x1	I		x1
E		x1	J		x1



## Care Instructions

1. To clean wipe with a sponge and warm soapy water then wipe with a dry, clean cloth. Do not use solvent based cleaners or detergents as they can bleach or damage the product.
2. Never use a pressure hose or washer to clean the product.
3. Never use scourers, abrasives or chemical cleaners.
4. Wipe clean with a soft dry cloth.
5. Store the product in a cool dry place. Before storage ensure that it is clean and dry.
6. We recommend the use of furniture covers to protect the product when not in use.
7. During bad weather and winter season, store the product in a cool dry place.
8. To clean metal frame, use a soft cloth moistened in lukewarm soapy water. Then buff with a dry clean cloth.
9. The frames are manufactured using the powder coated steel tubing. To avoid rust in steel, do not expose it to air and moisture. Touch up immediately with metal paint on any scratches.

### DO



### DON'T

