

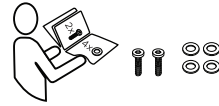
Marlowe Dining Table and Chairs Set

Assembly Instructions

STK # 94966

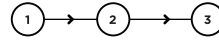


Assembly Tips



Count

all pieces and hardware before assembling.



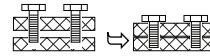
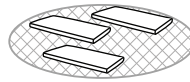
Review

the instructions from beginning to end before getting started.



Make Space

Keep plenty of clear space and use a clean rug or drop cloth if needed.

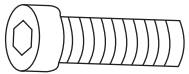


Double Check

that all pieces are in place before tightening screws. This ensures quick assembly.

1. Chair Assembly Instructions

A



x 4

B



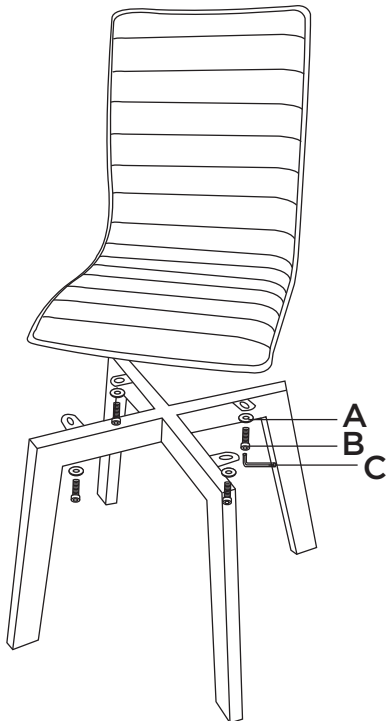
x 4

C




x 1

1



2



Marlowe Dining Table and Chairs Set

Assembly Instructions

STK # 94966

2. Table Assembly Instructions

